

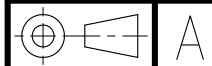
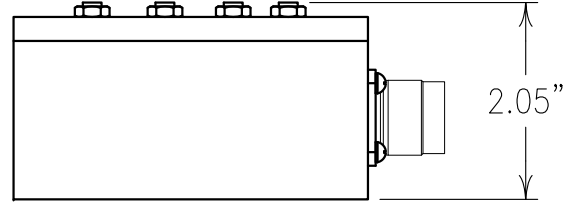
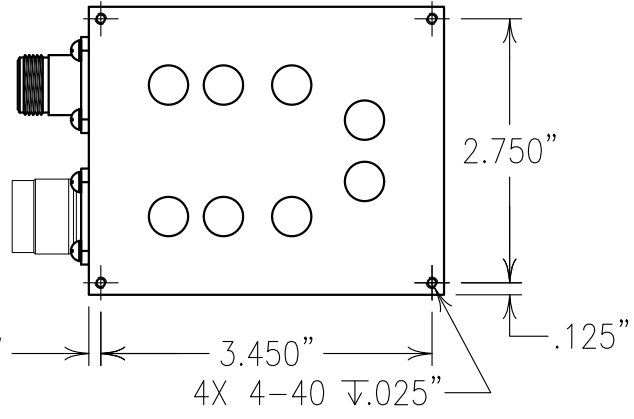
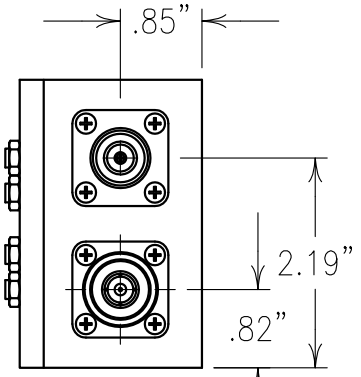
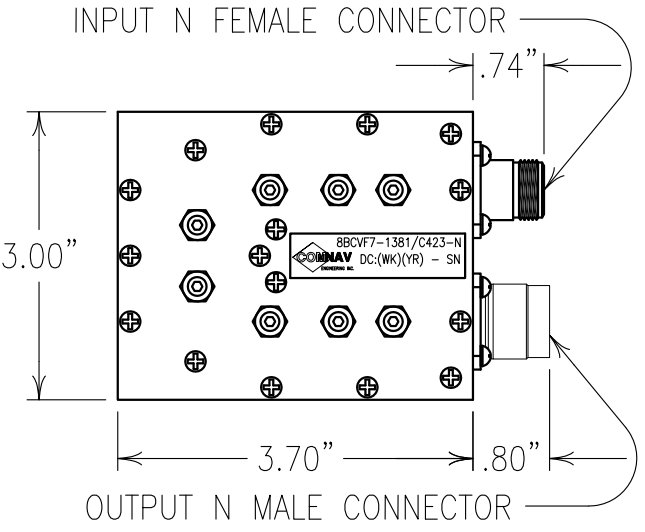
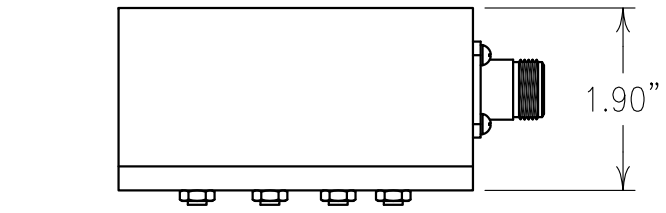
2

1

COPY

ELECTRICAL CHARACTERISTICS	
CENTER FREQUENCY:	1381 MHz
3 dB BANDWIDTH:	423 MHz NOM
PASSBAND:	1173.5–1583.5 MHz
LOSS:	<0.5 dB
VSWR:	<1.7:1 TYPICAL
REJECTIONS:	
	35 dBc @ DC–1100 MHz
	23 dBc @ 1650–2500 MHz
POWER HANDLING:	50 WATTS

B



A

ENGLISH / METRIC ENGLISH	CHECKED BY				
TOLERANCES UNLESS OTHERWISE SPECIFIED	DRAWN BY				
MACHINED SURFACES TO BE 125/ OR BETTER REMOVE ALL BURRS	PBF				
	ENGINEER	II	11OCT13	MJG	DEV.
	MJG	REV	DATE	BY	DCN No.
					REMARKS

NOTES:
 FILTER MAY BE ETCHED OR LABELED.
 FILTER IS ROHS COMPLIANT.

ENGLISH (INCHES) .XX ±.02 .XXX ±.010 ANGLES ± 0° 30'	METRIC (MM) .X ±.5 .XX ±.25	SCALE 1:2	APPLIC: COMB LINE FILTER	TITLE: 8BCVF7-1381/C423-N	SHEET OF 1 1
		DATE 16OCT13			

Confidential and Proprietary information of ComNav Engineering Inc. Do Not Duplicate or Use Without Permission. ComNav Engineering Inc. claims Copyright in this document as of the Creation, last revision, and last updated dates. All Rights Reserved.



MATERIAL: ALUMINUM
 FINISH: SILVER OVER COPPER WITH TARNA-BAN MILSPEC QQ-S-365B

DRAWING No.
 0L1383