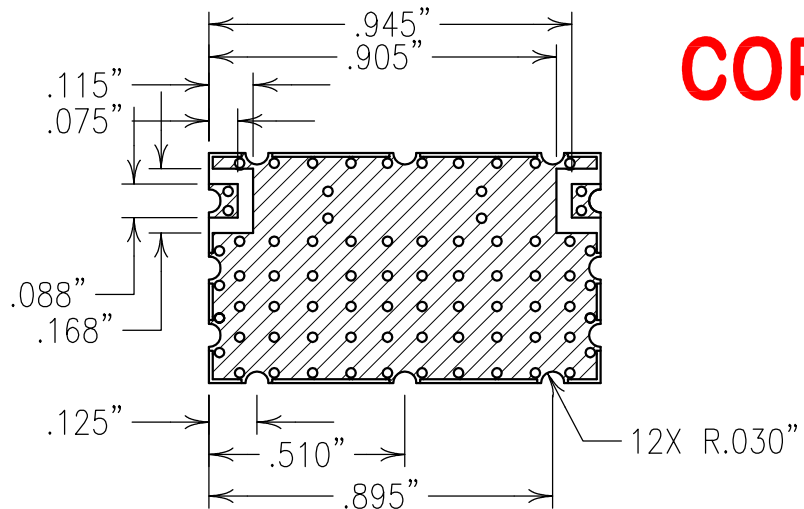
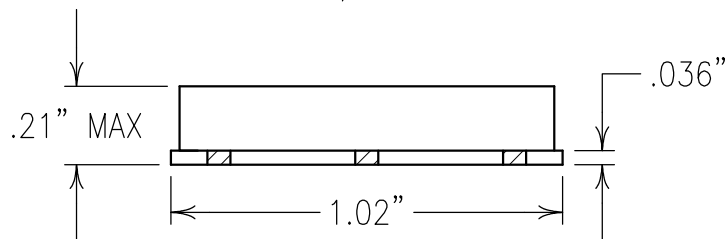
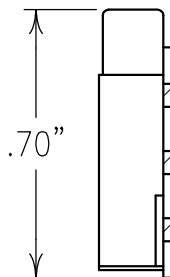
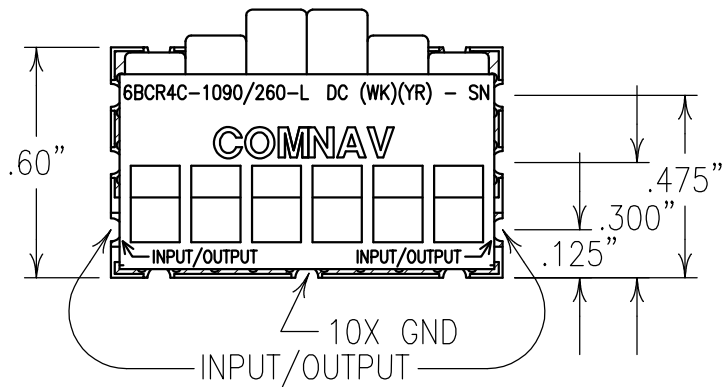
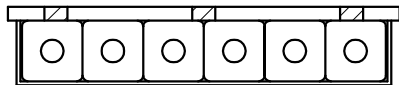


2

1



**COPY**

### ELECTRICAL CHARACTERISTICS

CENTER FREQUENCY: 1090 MHz  
 PASSBAND: 980-1200 MHz  
 PASSBAND INSERTION LOSS: 1.0 dB MAX  
 PASSBAND RIPPLE: 0.1 dB MAX P TO P OVER ANY 5 MHz SPAN

ATTENUATION:  
 50 dBc MIN @ DC-800 & 1700-2400 MHz  
 40 dBc MIN @ 850 MHz  
 25 dBc MIN @ 900 MHz  
 20 dBc MIN @ 1350 MHz  
 35 dBc MIN @ 1500 MHz

GROUP DELAY VARIATION  
 @ 980-1200 MHz: 2 nSEC MAX OVER ANY 5 MHz SPAN

VSWR: 1.5:1 TYPICAL  
 MAXIMUM POWER: 30 dBm CW  
 30 WATT AT 0.1% DUTY CYCLE

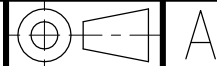
IMPEDANCE: 50 OHMS IN/OUT  
 OPERATING TEMP.: -40 TO +85°C

NOTES: RECOMMENDED FOOTPRINT: FP0137.  
 NO TIN PLATING UNDER SOLDER MASK.  
 RECOMMENDED ATTACHMENT METHOD: SILVER EPOXY OR REFLOW NOT TO EXCEED AS INDICATED BELOW:

TEMP.(°C)	MAX.TIME(SEC)
215	90
230	60
245	30
260	15

FILTER IS ROHS COMPLIANT.  
 FILTER MAY BE ETCHED OR LABELED.

Confidential and Proprietary information of ComNav Engineering Inc. Do Not Duplicate or Use Without Permission. ComNav Engineering Inc. claims Copyright in this document as of the Creation, last revision, and last updated dates. All Rights Reserved.



ENGLISH / METRIC ENGLISH	CHECKED BY				
TOLERANCES UNLESS OTHERWISE SPECIFIED	DRAWN BY				
MACHINED SURFACES TO BE 125 OR BETTER	ENGINEER	II	05JUN08	KJR	DEV. INI. ISS. PER 2893
REMOVE ALL BURRS	ENGINEER	KJR	REV	DATE	BY DCN No. REMARKS
ENGLISH (INCHES)	METRIC (MM)	SCALE	APPLIC: CERAMIC COAXIAL FILTER		
.XX ±.02	.X ±.25	2:1	TITLE: 6BCR4C-1090/260-L		
.XXX ±.010	.XX ±.13	DATE	18JUN08		
ANGLES ± 0° 30'					



FINISH: BOARD: NI/AU PLATED COPPER  
 JACKET: NI/SILVER  
 RESONATOR: SILVER

DRAWING No. 0L0892  
 SHEET OF 1 1