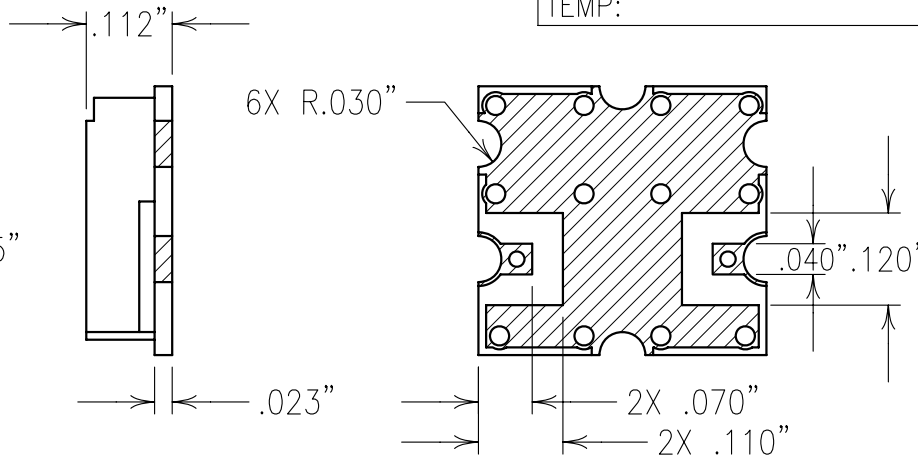
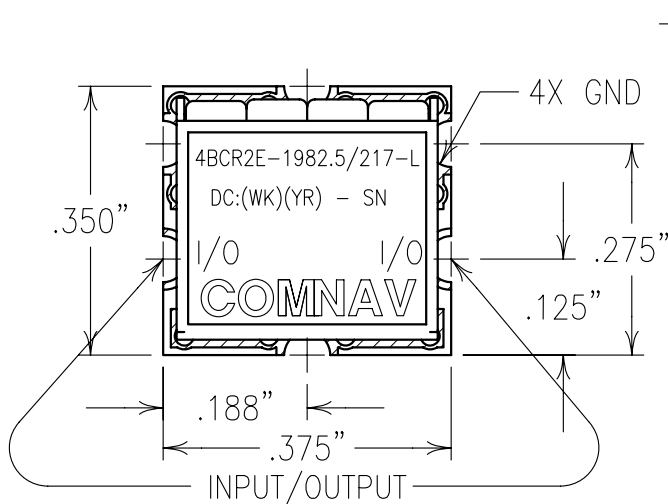
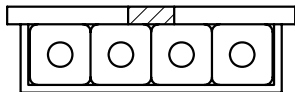


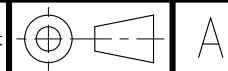
COPY

ELECTRICAL CHARACTERISTICS

CENTER FREQUENCY:	1982.5 MHz
PASSBAND:	1895-2070 MHz
PASSBAND INSERTION LOSS:	3 dB MAX
REJECTION:	
-40 dBc:	1000-1650 MHz
-40 dBc:	2410-3500 MHz
-25 dBc:	1650-1755 MHz
-25 dBc:	2255-2410 MHz
PASSBAND VSWR:	1.5:1 MAX
IMPEDANCE:	50 OHMS
IIP3:	+30 dBm MIN
TEMP:	-20° TO +70°C



Confidential and Proprietary information of ComNav Engineering Inc. Do Not Duplicate or Use Without Permission. ComNav Engineering Inc. claims Copyright in this document as of the Creation, last revision, and last updated dates. All Rights Reserved.



NOTES:

RECOMMENDED ATTACHMENT METHOD: SILVER EPOXY OR REFLOW NOT TO EXCEED AS INDICATED BELOW:

TEMP.(°C)	MAX.TIME(SEC)
215	90
230	60
245	30
260	15

ENGLISH / METRIC ENGLISH	CHECKED BY				
TOLERANCES UNLESS OTHERWISE SPECIFIED	DRAWN BY PBF				
MACHINED SURFACES TO BE 125 / OR BETTER	ENGINEER GML	II	14APR05	GML	DEV. INI. ISS. PER 2361
REMOVE ALL BURRS	REV	DATE	BY	DCN No.	REMARKS
ENGLISH (INCHES)	METRIC (MM)	SCALE 4:1	APPLIC: CERAMIC COAXIAL FILTER		
.XX ±.01 .XXX ±.005	.X ±.2 .XX ±.13	DATE 26APR05	TITLE: 4BCR2E-1982.5/217-L		
ANGLES ± 0° 30'	FINISH: BOARD: NICKEL/GOLD JACKET: NICKEL/SILVER		DRAWING No. OL0583		SHEET OF 1 1