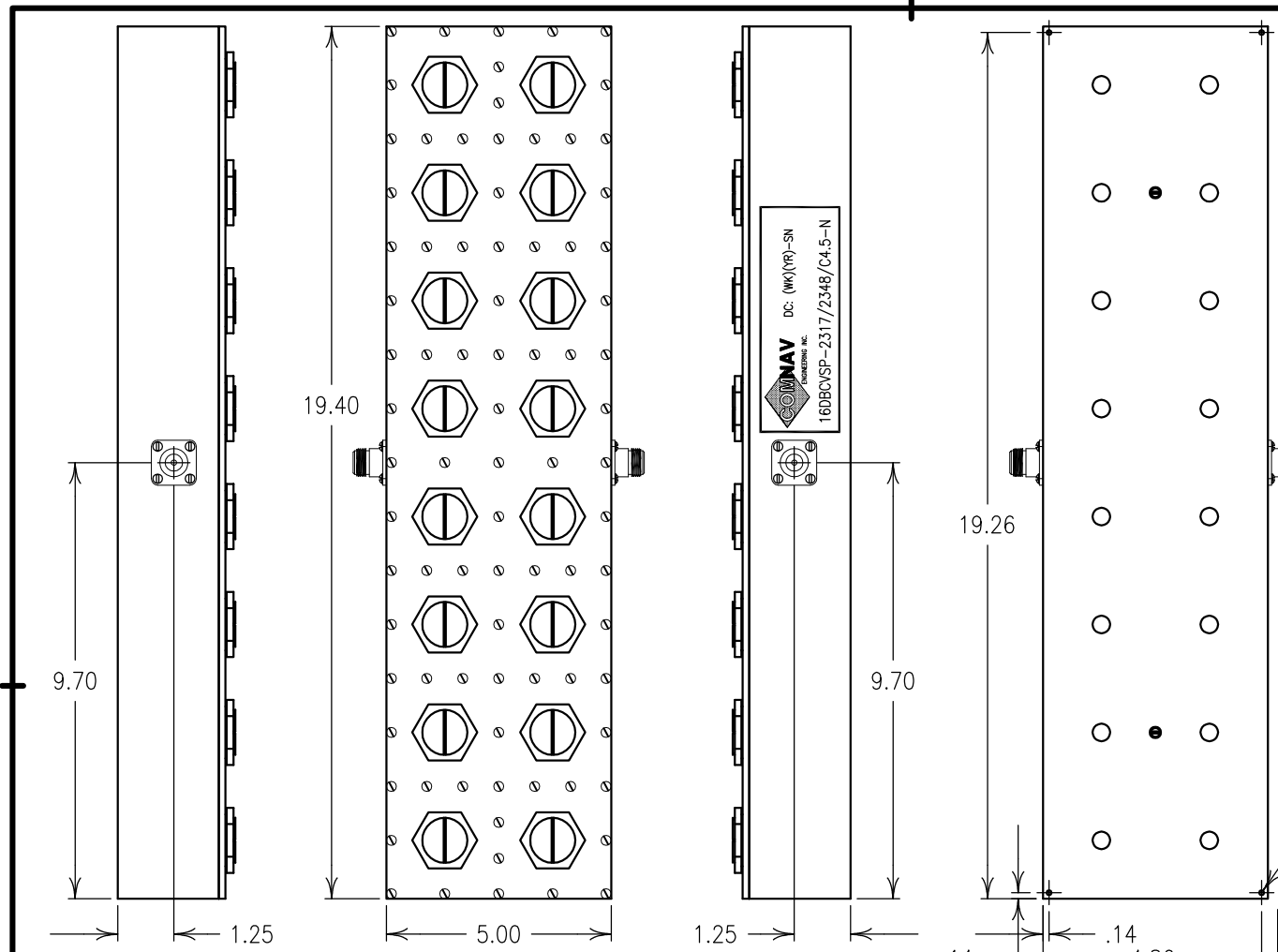


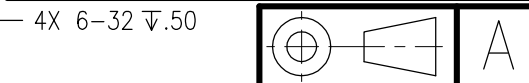
2

1



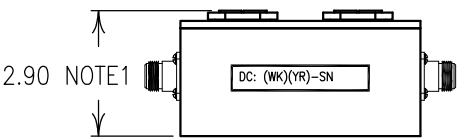
ELECTRICAL CHARACTERISTICS

3.0 dB BANDWIDTHS	2315-2319.5 & 2345.5-2350 MHz
PASSBAND LOSS:	
2315-2319 MHz	≤1.5 dB
2319-2319.5 MHz	≤3.0 dB
2345.5-2346 MHz	≤3.0 dB
2346-2350 MHz	≤1.5 dB
VSWR:	
2315-2319 MHz	≤1.7:1
2319-2319.5 MHz	≤2.3:1
2345.5-2346 MHz	≤2.3:1
2346-2350 MHz	≤1.7:1
FLATNESS:	
2315-2319 MHz	WITHIN 1.5 dB IL
2319-2319.5 MHz	WITHIN 3.0 dB IL
2345.5-2346 MHz	WITHIN 3.0 dB IL
2346-2350 MHz	WITHIN 1.5 dB IL
REJECTION:	
DC-2300 MHz	≥20 dB
2300-2314 MHz	≥10 dB
2320-2345 MHz	≥30 dB
2351-2370 MHz	≥10 dB
2370-2800 MHz	≥20 dB
OPERATING TEMP.	0°-60°C
POWER OVER 1.5dB BW:	63 Watts Ave 250 Watts Pk (design to, not tested)



Confidential and Proprietary information of ComNav Engineering Inc. Do Not Duplicate or Use Without Permission. ComNav Engineering Inc. claims Copyright in this document as of the Creation, last revision, and last updated dates. All Rights Reserved.

COPY



ENGLISH / METRIC ENGLISH	CHECKED BY	D	21MAY00	SWB	DEV.	GEN. REV. PER 1166
TOLERANCES UNLESS OTHERWISE SPECIFIED MACHINED SURFACES TO BE 125 OR BETTER REMOVE ALL BURRS	DRAWN BY PBF	C	21JAN00	MJG	DEV.	GEN. REV. PER 1127
	ENGINEER	B	08JUN98	MJG	DEV.	GEN. REV. PER 0609
	SWB	REV	DATE	BY	DCN No.	REMARKS

NOTES:
 NOTE1 MAX. INCLUDING TUNING SCREWS
 LABEL: COMNAV ENGINEERING, INC.
 COMNAV PART #
 REVISION LEVEL
 SERIAL NUMBER AND DATE CODE

ENGLISH (INCHES) XX ±.02 .XXX ±.01	METRIC (MM) .X ±.25 .XX ±.13	SCALE 1:4	APPLIC: COAXIAL FILTER
ANGLES ± 0° 30'		DATE 07JUN00	TITLE: 16DBCVPSP-2317/2348/C4.5-N
MATERIALS: 6061-T6 ALUMINUM FINISH: ANODIZED IRRADITE		DRAWING No. 010108	
		SHEET NO/OF 1 1	